

# IGNITOR®

ELECTRONIC IGNITION

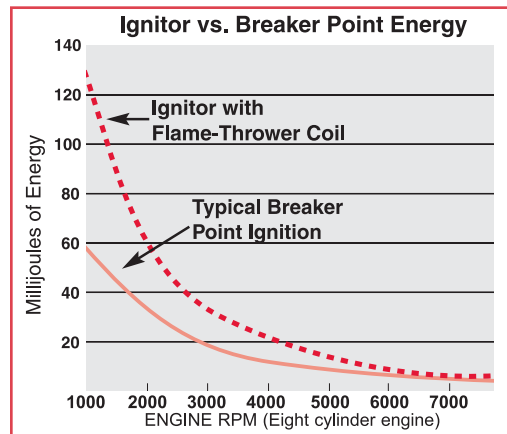
**NEVER CHANGE POINTS AGAIN!**



The Ignitor has been proven for over thirty years in race cars, off-road vehicles, national rental fleets, parcel delivery services and by backyard mechanics. Upgrade from obsolete breaker points (or many first generation factory electronic and aftermarket electronic ignition) to an electronic system with an easy clean installation. The Ignitor has been called the "stealth" ignition system because it's powerful and almost undetectable underneath your distributor's cap.

## Features and Specifications:

- Tests results show that the Ignitor delivers twice the voltage to the spark plugs, increasing horsepower, fuel economy, and spark plug life.
- A 2:1 improvement over "point type" systems in current fall time for increased coil output.
- Rotating cobalt magnets, mounted on the distributor shaft, trigger an electronic switching module (Hall Effect integrated circuit). ...no points to burn, pit and corrode ...no moving or rubbing parts to wear out.
- Electronics are molded in epoxy, eliminating deterioration from dirt, oil, grease or moisture (better foul weather performance).
- Fits entirely inside the distributor, with no "black box" to clutter engine compartment.
- Stable timing ...no need for any adjustments.
- No complicated wiring, makes installation easy.
- Works great in stock point-type distributors as a trigger for multi-spark CD ignitions, eliminating the need for expensive aftermarket distributors.
- System is designed for use with most point-type coils, optimal performance achieved when used with our Flame-Thrower® 40,000 volt coil.
- Temperature Range: -50° to 300° F.
- RPM Range: 0 to 15,000 RPM.
- Applications available for 6 and 12-volt negative ground as well as 6 and 12-volt positive ground systems.
- Legal in all 50 states and Canada (C.A.R.B. E.O. #D-57-2).
- Guaranteed for 30 months... We Stand Behind It!



IGNITOR  
IGNITOR II

FLAME-THROWER  
DISTRIBUTORS

IGNITION  
BOXES

IGNITION  
COILS

IGNITION  
MODULES

SPARK PLUG  
WIRES

INDUSTRIAL  
DISTRIBUTORS


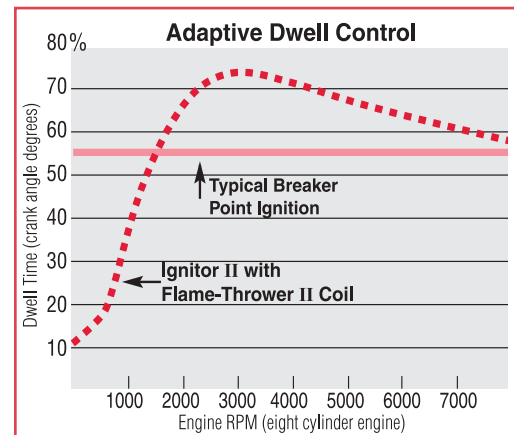
# Ignitor® II

ELECTRONIC IGNITION

All The Benefits of the Original Ignitor, and MORE...

## Features and Specifications:

- The Ignitor II senses current levels in the coil and adjusts the dwell to maintain peak energy throughout the entire RPM range. Dwell angle is increased or decreased with changing engine RPM and operating conditions. This provides more energy at high RPM, reducing misfires while improving engine performance.
- Compared to point-type systems, develops on average 4 times more available energy between 3000 and 5000 RPM, and 2 times more available plug voltage.
- Compared to the original Ignitor, develops on average 3 times more available energy between 3000 and 5000 RPM, and nearly doubles available plug voltage.
- Higher RPM performance is improved when used with the new Flame-Thrower® II super low resistance (0.6 ohms) 45,000 volt coil. Also compatible with other coils.
- Peak current level is reached just prior to spark, so ignition energy is sustained with less heat build-up, increasing coil and module life.
- Adjusts spark timing over the entire RPM range to compensate for the inherent electronic delay, resulting in more stable timing.
- Senses engine startup and increases dwell time, providing more energy for starting.
- Senses incorrectly wired Ignitor II or a "key left on" condition and shuts down the system, protecting the module, coil and other components from damage.
- Temperature Range: -50° to 300° F.
- RPM Range: 0 to 15,000 RPM.
- Compatible with 12-volt negative ground systems.
- Legal in all 50 states and Canada (C.A.R.B. E.O. #D-57-2).
- Guaranteed for 30 months... We Stand Behind It!



IGNITOR  
IGNITOR II

FLAME-THROWER  
DISTRIBUTORS

IGNITION  
BOXES

IGNITION  
COILS

IGNITION  
MODULES

SPARK PLUG  
WIRES

INDUSTRIAL  
DISTRIBUTORS



# Automotive Applications

PerTronix has gone to great effort to insure the accuracy of this guide. The following pages represent the most common makes and models of each application. To make sure that the correct part number is selected use these general guidelines:

- Unless otherwise noted, part numbers listed represent 12-volt negative ground kits.
- Applications are based on the vehicle's original equipment.
- Read all footnotes before ordering.
- Some applications are available in 6-volt negative ground, as well as 6 and 12-volt positive ground. Add an N6, P6 or P12 suffix to the part number.
- An "LS" suffix indicates a Lobe Sensor version. Lobe Sensor technology senses the point cam, and does not use a magnet sleeve.
- Additional applications listed by the distributor number starting on page 15.
- Turn to page 46-47 for compatible coils.
- If your application is not listed please contact us for information on possible custom kits.

Year	Cyl.	Make / Model	Footnotes	Dist. Number	Dist. Make	IGNITOR <sup>®</sup> Part No.	Ignitor <sup>®</sup> II Part No.
<b>Alfa-Romeo</b>							
1968-66	4	Giulia, Spider	55	0231100041	Bosch	1844	
1968-67	4	Sprint GT, Veloce	55		Bosch	1844	
1975-71	4	Alfetta, Alfetta GT, 2000 Berlina GT & Spider Veloce			Bosch	1847V	
1978-75	4	Alfasud, TI, 5M, Sprint			Bosch	1847V	
1978-76	4	Romeo F12 (Versolone Benzina)			Bosch	1847V	
1981-77	4	Alfetta 1.6, 1.8, 2.0 Litre			Bosch	1847V	
1981-77	4	GTV 2000			Bosch	1847V	
<b>AMC</b>							
1979-77	4	All			Bosch	1847V	
1955-51	6	All models	55, 56, 57		Delco	1167	
1959-56	6	Rambler			Delco	1169	
1959	6	American	55, 56, 57		Delco	1167	
1962-60	6	All models	55, 56, 57		Delco	1167	
1962-60	6	All models			Autolite	1569	
1974-63	6	All models			Delco	1162A	91162A
1959-57	8	All models			Delco	1181	91181
1974-63	8	All models			Delco	1181	91181
1979-78	8	All models	2, 17		Motorcraft	FO-181	9FO-181
<b>American Austin / Bantam</b>							
1940-30	4	All models	55, 56		Autolite	1549	
<b>Aston Martin</b>							
1958-51	6	DB2, DB3	57	DVXH6A	Lucas	LU-168	
1959-58	6	DB MKIII Saloon	57	DVXH6A	Lucas	LU-168	
1964-60	6	DB4, DB5		DMBZ6A	Lucas	LU-165	
1973-65	6	Volante		25D6	Lucas	LU-162A	
1977-65	6	DB6, DBS		25D6	Lucas	LU-162A	
1973-69	8	DBS	32	35D8	Lucas	LU-185	
<b>Audi</b>							
1972-70	4	90, 100LS		0231167011, 045	Bosch	1847V	
1972	4	Super 90		0231176014	Bosch	1847V	
1974-73	4	Fox, 80LS			Bosch	1847V	
1975-70	4	100, GL, LS			Bosch	1847V	
1977-76	4	100, 100LS (1900cc)			Bosch	1847V	
1979-75	4	Fox 1600cc		0231176057	Bosch	1847V	
1980-79	4	4000	1	0231176057	Bosch	1847V	
<b>Austin</b>							
1956-52	4	All models	57	DM2P4	Lucas	LU-241	
1962-57	4	All models	57	DM2P4	Lucas	LU-149	
1974-63	4	All models	57	25D4	Lucas	LU-142A	
1979-75	4	All models	2	45DE4	Lucas	LU-141	9LU-141
1954-49	6	Sheerline		DVX6A	Lucas	LU-168	
1971-68	6	All models		25D6	Lucas	LU-162A	

# Automotive Applications

Year	Cyl.	Make / Model	Footnotes	Dist. Number	Dist. Make	IGNITOR® Part No.	Ignitor® II Part No.
<b>Austin-Healey</b>							
1956-54	4	100 early distributor	57	DM2P4	Lucas	LU-241	
1956-54	4	100 late distributor	57	DM2P4	Lucas	LU-149	
1961-58	4	Sprite	57	DM2P4	Lucas	LU-149	
1971-58	4	Sprite	57	25D4	Lucas	LU-142A	
1971-58	4	Sprite	57	23D4	Lucas	LU-148	
1963-57	6	All models	57	DM6	Lucas	LU-165	
1968-63	6	All models	57	25D6	Lucas	LU-162A	
<b>Bentley</b>							
1968-62	8	T Series, Continental	57	20D8	Lucas	RR-181	
1973	8	T Series, Continental		35D8	Lucas	LU-185	
<b>BMW</b>							
1970-69	4	2000	3		Bosch	1847V	
1972-69	4	2002	3		Bosch	1847V	
1973-72	4	2002 Tii			Bosch	1847V	
1973-72	4	2002		0231180008	Bosch	1843	
1973-72	4	2002		0231180003	Bosch	1847V	
1974	4	2002 Tii, 2002			Bosch	1843	
1976-75	4	2002			Bosch	1847V	
1979-77	4	320i			Bosch	1847V	
1974	6	3.0 CSI			Bosch	1868	91868
1975	6	530i			Bosch	1868	91868
1976-75	6	3.0 Si, CSI	1		Bosch	1868	91868
1978-76	6	530i	1		Bosch	1868	91868
1978-77	6	630 CSI	1		Bosch	1868	91868
<b>Bristol</b>							
1961-49	6	All models	57	DX6A	Lucas	LU-168	
<b>Buick</b>							
1967-61	6	All V-6 models	43		Delco	1165	
1974-68	6	All models			Delco	1162A	91162A
1956-31	8	All models	16, 55		Delco	1183	<b>NEW</b>
1956-31	8	All models	13, 16		Delco	1185LSC	
1974-57	8	All models			Delco	1181	91181
1974-57	8	All models	13, 18		Delco	1181LSC	
<b>Cadillac</b>							
1955-32	8	All models	16, 55		Delco	1183	<b>NEW</b>
1962-56	8	All models	13, 18		Delco	1181LSCC	
1974-56	8	All models			Delco	1181	91181
1974-63	8	All models	13, 18		Delco	1181LSC	
<b>Checker</b>							
1974-64	6	230-250 cid. engine			Delco	1162A	91162A
1974-64	8	All models			Delco	1181	91181
<b>Chevrolet</b>							
1975-74	4	LUV Pickup			Hitachi	1741	
1974-62	4	All models			Delco	1144A	91144A
1953-41	6	216, 235, 261 cid engine	36, 55, 56, 57		Delco	1167	



For optimum performance, combine our Ignitor or Ignitor II ignition system with a coil engineered for it. Check out our complete line of Flame-Thrower, Flame-Thrower II and Xtreme coils starting on page 46.

## Footnotes

1 Excluding California models	17 Small cap distributor	55 Also available in negative 6-volt polarity, add N6 to part number
2 Factory electronic ignition	18 Excluding 215 and 300 cid. engine	56 Also available in positive 6-volt polarity, add P6 to part number
3 Excluding Bosch distributor number 0231115045	32 Vacuum retard distributor	57 Also available in positive 12-volt polarity, add P12 to part number
13 Lobe sensor module	36 Excluding distributor number 1112314	
16 Mechanical advance under breaker plate	43 Odd fire engine	

IGNITOR  
IGNITOR II

FLAME-THROWER  
DISTRIBUTORS

IGNITION  
BOXES

IGNITION  
COILS

IGNITION  
MODULES

SPARK PLUG  
WIRES

INDUSTRIAL  
DISTRIBUTORS



# Automotive Applications

IGNITOR  
IGNITOR II

FLAME-THROWER  
DISTRIBUTORS

IGNITION  
BOXES

IGNITION  
COILS

IGNITION  
MODULES

SPARK PLUG  
WIRES

INDUSTRIAL  
DISTRIBUTORS

Year	Cyl.	Make / Model	Footnotes	Dist. Number	Dist. Make	IGNITOR Part No.	Ignitor II Part No.
<b>Chevrolet (continued)</b>							
1962-54	6	216, 235, 261 cid engine	36, 55, 56, 57		Delco	1168	
1974-63	6	All models			Delco	1162A	91162A
1955-32	8	All models	16, 55		Delco	1183	<i>NEW</i>
1958-56	8	All models	10, 16, 55		Delco	1183	<i>NEW</i>
1974-57	8	All models	19		Delco	1181	91181
1974-57	8	All models	13, 19		Delco	1181LSC	
<b>Chrysler</b>							
1988-84	4	Colt non turbo	2		Mitsubishi	1944	91944
1989-85	4	2600cc Pickup	2		Mitsubishi	1944	91944
1989-87	4	Raider	2		Mitsubishi	1944	91944
1983-78	6	All models	2, 15		Chrysler	CH-161	9CH-161
1958-51	8	331, 413 cid engines	10, 56	IBK, IAZ Series	Autolite	1383	<i>NEW</i>
1971-59	8	383, 413, 426, 440 cid. engine (Hemi Included)	10		Auto/Prestolite	1382	
1973-68	8	340 six pack engine			Prestolite	1384	
1975-62	8	All models	8		Chrysler	1381A	91381A
1983-72	8	All models	2, 15		Chrysler	CH-181	9CH-181
<b>Citroën</b>							
1955-52	4	All models	57	DM2P4	Lucas	LU-149	
1965-57	4	ID, DS	55	A147	SEV	SV-142	
1966-65	4	ID19 80cv		4944, 4175	Ducellier	EP-141	
1967-65	4	DS19 90cv		4169, 4177A	Ducellier	EP-141	
1970-66	4	ID16 90cv		41401, 4188	Ducellier	EP-141	
1972-65	4	DS21 109cv		4155	Ducellier	EP-141	
1972-65	4	Pallas 105cv		4176	Ducellier	EP-141	
1972-68	4	DS21		A253	SEV	SV-141	
1957-33	6	15/6	55		SEV	SV-161	
All	6	Traction Avant 11	55		SEV	SV-161	
<b>Daimler</b>							
1971-69	6	All 4.2 models	57	22D6	Lucas	LU-166A	
1964-60	8	SP250	57	20D8	Lucas	RR-181	
<b>DeSoto</b>							
1955-52	8	All models	10, 56	IBK, IAZ Series	Autolite	1383	<i>NEW</i>
<b>Dodge</b>							
1980	4	Colt, Challenger with 1400,1600 engine	1		Hitachi	1741	
1981	4	Colt	5		Hitachi	1741	
1989-85	4	2.6L Raider, Ram Pickup	2		Mitsubishi	1944	91944
1972-60	6	All models			Chrysler	1361A	91361A
1983-73	6	All models	2, 15		Chrysler	CH-161	9CH-161
1955-53	8	All models	10, 56	IBK, IAZ Series	Autolite	1383	<i>NEW</i>
1958-57	8	All models	10, 56	IBK, IAZ Series	Autolite	1383	<i>NEW</i>
1971-59	8	383, 413, 426, 440 cid. engine (Hemi Included)	10		Auto/Prestolite	1382	
1973-68	8	340 six pack engine			Prestolite	1384	
1972-60	8	All models	8		Chrysler	1381A	91381A
1983-72	8	All models	2, 15		Chrysler	CH-181	9CH-181
<b>Dodge Brothers</b>							
1926-19	4	All models	56, 57	10004	N.E. Electric	NE-141	<i>NEW</i>
1930-27	6	All models	56, 57	10836, 10846	N.E. Electric	NE-161	<i>NEW</i>
<b>Fiat</b>							
1975-55	2	500	35	S76	Marelli	MR-122	<i>NEW</i>
1988-72	2	126	35	S152A	Marelli	MR-123	<i>NEW</i>
<b>Ford</b>							
1942-41	4	All models	23, 56		Ford	1247	<i>NEW</i>
1942-41	4	All models	23, 31, 56		Ford	1247XT	<i>NEW</i>
1973-71	4	1600cc engine			Motorcraft	1241	

# Automotive Applications

Year	Cyl.	Make / Model	Footnotes	Dist. Number	Dist. Make	IGNITOR® Part No.	Ignitor® II Part No.
<b>Ford (continued)</b>							
1974-71	4	2000cc engine			Bosch	1847V	
1974	4	2300cc engine			Motorcraft	1243	91243
1974-49	6	All models (excluding V-6 engine)			Motorcraft	1261	91261
1967-63	6	All models (excluding V-6 engine)			Holley	1266	91266
1974	6	Mustang			Bosch	1867	91867
1953-49	8	Flat Head engine	55, 56, 57		Motorcraft	1283	91283
1956-54	8	Y block engine	55, 56,		Motorcraft	1282	91282
1974-57	8	All models	8		Motorcraft	1281	91281
1972-60	8	All models	10, 34		Motorcraft	1281D	91281D
1972-60	8	All models	10, 33		Motorcraft	1281DV	91281DV
1976-74	8	All models	2, 17		Motorcraft	FO-181	9FO-181
1983-77	8	All models	2, 20		Motorcraft	FO-182	9FO-182
All	8	Flat Head engine		40068F	Lucas	LU-186	
<b>Ford Trucks</b>							
1942-41	4	All models	23, 56		Ford	1247	<b>NEW</b>
1942-41	4	All models	23, 31, 56		Ford	1247XT	<b>NEW</b>
1973-72	4	Courier 1800cc	8		Hitachi	1741	
1967-63	6	All models			Holley	1266	91266
1975-49	6	All models			Motorcraft	1261	91261
1953-49	8	All models	54, 56, 57		Motorcraft	1282	
1953-49	8	All models 239 cid.	55, 56, 57		Motorcraft	1283	
1956-54	8	Ford Y block engine	56, 57		Motorcraft	1282	
1974-57	8	All models	8		Motorcraft	1281	91281
1976-74	8	All models	2, 17		Motorcraft	FO-181	9FO-181
1983-77	8	All models	2, 20		Motorcraft	FO-182	9FO-182
<b>Ford (Europe)</b>							
1963-56	4	Consul	57	25D4	Lucas	LU-142A	
1966-64	4	Cortina Lotus	57	23D4	Lucas	LU-148	
1967	4	Taurus 12M, 15M			Bosch	1847V	
1967-56	4	Anglia	57	25D4	Lucas	LU-142A	
1968-67	4	Taurus 17M, 20M			Bosch	1847V	
1969-67	4	Corsair			Motorcraft	1243	
1970-64	4	Cortina	57	25D4	Lucas	LU-142A	
1972-66	4	Zephyr			Motorcraft	1243	
1974-68	4	Escort 1600cc		25D4	Lucas	LU-142A	
1979-66	4	Capri			Motorcraft	1243	
1979-66	4	Escort			Motorcraft	1243	
1979-72	4	Cortina			Motorcraft	1243	
1979-72	4	Consul			Motorcraft	1243	
1979-75	4	Escort			Bosch	1847V	
1980-78	4	Cortina 2300			Bosch	1847V	
All	4	All models		43D4	Lucas	LU-143	



For optimum performance, combine our Ignitor or Ignitor II ignition system with a coil engineered for it. Check out our complete line of Flame-Thrower, Flame-Thrower II and Xtreme coils starting on page 46.

## Footnotes

1 Excluding California models	17 Small cap distributor	35 Special keeper no. MR-122K required for distributors without distributor cap
2 Factory electronic ignition	19 Mechanical advance at top of shaft	36 Excluding distributor number 1112314
5 Canadian models only	20 Large cap distributor	55 Also available in negative 6-volt polarity, add N6 to part number
8 Single point distributor	23 Front mount distributor	56 Also available in positive 6-volt polarity, add P6 to part number
10 Dual point distributor	31 Remote mount coil conversion kit included	57 Also available in positive 12-volt polarity, add P12 to part number
13 Lobe sensor module	31 Remote mount coil conversion kit included	
15 Excluding lean burn computer controlled engines	33 Vacuum advance distributor	
16 Mechanical advance under breaker plate	34 Non vacuum advance distributor	

IGNITOR  
IGNITOR II

FLAME-THROWER  
DISTRIBUTORS

IGNITION  
BOXES

IGNITION  
COILS

IGNITION  
MODULES

SPARK PLUG  
WIRES

INDUSTRIAL  
DISTRIBUTORS



# Automotive Applications

IGNITOR  
IGNITOR II

FLAME-THROWER  
DISTRIBUTORS

IGNITION  
BOXES

IGNITION  
COILS

IGNITION  
MODULES

SPARK PLUG  
WIRES

INDUSTRIAL  
DISTRIBUTORS

Year	Cyl.	Make / Model	Footnotes	Dist. Number	Dist. Make	IGNITOR Part No.	Ignitor II Part No.
<b>GMC Truck</b>							
1966-64	4	All Models			Delco	1144A	1144A
1962-39	6	All Models	16, 28, 55, 56, 57		Delco	1167	
1965-60	6	All Models	19, 55		Delco	1164	
1974-64	6	All Models	16, 27		Delco	1162	
1956-55	8	All Models	16, 55		Delco	1183	<i>NEW</i>
1974-57	8	All Models			Delco	1181	91181
<b>Hillman</b>							
1956-55	4	All models	57	DM2P4	Lucas	LU-241	
1961-57	4	All models	57	DM2P4	Lucas	LU-149	
1973-62	4	All models	57	25D4	Lucas	LU-142A	
1979-74	4	All models		45D4	Lucas	LU-144	
<b>Honda</b>							
1979-73	4	Civic			Hitachi	1741	
1979-75	4	Accord, CVCC			Hitachi	1741	
1979-77	4	Prelude			Hitachi	1741	
<b>Hudson</b>							
1947-37	6	All models	55, 56	IGW Series	Autolite	1568	
1955-50	6	All models	56	IAT Series	Autolite	1362	
<b>Humber</b>							
1956-53	4	Hawk	57	DM2P4	Lucas	LU-241	
1962-61	4	Hawk	57	DM2P4	Lucas	LU-149	
1970-62	4	Hawk	57	25D4	Lucas	LU-142A	
1970-63	4	Sceptre	57	25D4	Lucas	LU-142A	
1962-54	6	Super Snipe	57		Lucas	LU-165	
1967-62	6	Imperial, Super Snipe			Lucas	LU-162A	
<b>Hupmobile</b>							
1940-28	6	All models	55, 56		Autolite	1568	<i>NEW</i>
1939-34	8	All models	56		Autolite	1585	<i>NEW</i>
<b>Hyundai</b>							
1986-84	4	Pony, Stellar	5		Hitachi	1741	
1994-86	4	1.5L Excel	4		Mitsubishi	1944	91944
<b>IHC Truck</b>							
1964-57	4	All models	57		Lucas	LU-142A	
1974-72	4	All models			Prestolite	1441A	
1979-74	4	All models	2		Prestolite	1441A	
1980-61	4	All models			Delco	1141	<i>NEW</i>
1980-70	4	All models	39		Holley	Custom	
1969-46	6	All models			Delco	1167	
1980-67	6	All models			Delco	1162A	
1983-64	8	All models	22, 33		Holley	1481	91481
1970-64	8	All models	23		Holley	1482	91482
1983-64	8	All models	22		Prestolite	1483	<i>NEW</i>
1981-74	8	All models with Holley Gold Box Ignition	2		Holley	HO-181	
1983-74	8	All models	2, 38		Prestolite	1483A	
1983-74	8	All models	2	IDN-4007	Prestolite	1485A	
1983-74	8	404, 446 cid. engines	38		Prestolite	1484A	
<b>Jaguar</b>							
1957-49	6	All Models	57	DVX6A	Lucas	LU-168	
1963-56	6	All Models	57	DMBZ6A	Lucas	LU-165	
1974-64	6	All Models		22D6	Lucas	LU-166A	
1969-68	6	All Models		25D6	Lucas	LU-162A	
1976-75	6	XJ6	2	45DE6	Lucas	LU-161	<i>NEW</i>
1984-77	6	XJ6	2	45DM6	Lucas	LU-167	
1981-71	12	XJ12, XJS, E-Type	2	36DE12	Lucas	LU-1122	<i>NEW</i>
1984-82	12	XJ12HE, XJSHE	2	36DM12	Lucas	LU-1121	

# Automotive Applications

Year	Cyl.	Make / Model	Footnotes	Dist. Number	Dist. Make	IGNITOR® Part No.	Ignitor® II Part No.
<b>Jeep</b>							
1970	4	134 engine (Post Office Jeep) 071401			Delco	1144A	91144A
1972-45	4	134L and 134F engines	55	IAD-4008	Auto/Prestolite	2541	<b>NEW</b>
1972-45	4	All models	55	IAY series	Auto/Prestolite	1548	
1968-66	6	225 V-6	43		Delco	1165	
1974-66	6	232, 258 cid. engine			Delco	1162A	91162A
1974-66	8	304, 401 cid. engine			Delco	1181	91181
1992-77	8	All models	2, 17		Motorcraft	FO-181	9FO-181
<b>Lasalle</b>							
1942-40	8	All models			Delco	1183	<b>NEW</b>
<b>Lincoln</b>							
1949	8	9EH, 9EL		IGT-4302-1	Autolite	Custom	
1951-50	8	All models with Flathead engine	55, 56, 57		Ford	1283	
1956-52	8	All models with Y Block engine	55, 56		Ford	1282	
1973-57	8	All models			Motorcraft	1281	91281
1976-74	8	All models	2, 17		Motorcraft	FO-181	9FO-181
1983-77	8	All models	2, 20		Motorcraft	FO-182	9FO-182
1940-35	12	K series, 301, 541		IGM series	Autolite	Custom	
<b>Lotus</b>							
1973-64	4	Elan	57	23D4	Lucas	LU-148	
1973-67	4	Seven	57	25D4	Lucas	LU-142A	
1975-70	4	Europra		23D4	Lucas	LU-148	
1979-74	4	Eclat, Elite, Esprit		25D4	Lucas	LU-142A	
1979-77	4	Eclat, Elite, Esprit		43D4	Lucas	LU-143	
<b>Mazda (non rotary)</b>							
1971-70	4	1200, 1500			Hitachi	1741	
1974-70	4	1800			Hitachi	1741	
1972-71	4	616 (1600cc) 808	9		Hitachi	1741	
1973-72	4	1600cc	7		Hitachi	1741	
1974-72	4	B1600, 616, 618			Hitachi	1741	
1972	4	618 (1800cc)	6		Hitachi	1741	
1973	4	618 (1800cc)			Hitachi	1741	
1988-87	4	B2600			Mitsubishi	1944	91944
<b>Mercedes</b>							
1967-66	4	200		0231170138	Bosch	1847V	
1967-66	4	200		0231115052	Bosch	2843	
1973-72	4	220, 280			Bosch	1847V	
1977-74	4	230, 240			Bosch	1847V	
1962-61	6	300D	55	0231116040	Bosch	1864A	
1965	6	220SE	55	0231116040	Bosch	1864A	
1967-66	6	230SL	55	0231116051	Bosch	1864LA	
1967-66	6	230, S	55	0231116048	Bosch	1864A	
1967	6	250SE		0231116051	Bosch	1864LA	
1969-68	6	280SE, SL, 300SEL		0231116051	Bosch	1864LA	
1970	6	280SE, SEL		0231116061	Bosch	1863	



For optimum performance, combine our Ignitor or Ignitor II ignition system with a coil engineered for it. Check out our complete line of Flame-Thrower, Flame-Thrower II and Xtreme coils starting on page 46.

## Footnotes

2	Factory electronic ignition	19	Mechanical advance at top of shaft	39	With "curved" point set
4	Non fuel injection models	20	Large cap distributor	43	Odd fire engine
5	Canadian models only	22	Clockwise rotation	55	Also available in negative 6-volt polarity, add N6 to part number
6	California models only	24	Counter clockwise rotation	56	Also available in positive 6-volt polarity, add P6 to part number
7	Manual trans only	27	Screw down cap	57	Also available in positive 12-volt polarity, add P12 to part number
9	Excluding California model with auto trans	28	Clip down cap		
16	Mechanical advance under breaker plate	33	Vacuum advance distributor		
17	Small cap distributor	38	Excluding distributor number idn-4007		

IGNITOR  
IGNITOR II

FLAME-THROWER  
DISTRIBUTORS

IGNITION  
BOXES

IGNITION  
COILS

IGNITION  
MODULES

SPARK PLUG  
WIRES

INDUSTRIAL  
DISTRIBUTORS



# Automotive Applications

IGNITOR  
IGNITOR II

FLAME-THROWER  
DISTRIBUTORS

IGNITION  
BOXES

IGNITION  
COILS

IGNITION  
MODULES

SPARK PLUG  
WIRES

INDUSTRIAL  
DISTRIBUTORS

Year	Cyl.	Make / Model	Footnotes	Dist. Number	Dist. Make	IGNITOR Part No.	Ignitor II Part No.
<b>Mercedes (Continued)</b>							
1970	6	250C, 280S			Bosch	1867	91867
1974-73	6	280		0231310002	Bosch	2861	
1976-75	6	280		0231311001	Bosch	1868	91868
1972	8	280SE, SEL, 300SEC, 350SL			Bosch	1885	91885
<b>Mercury</b>							
1972-71	4	All models 98 cid. engine (1600cc)			Motorcraft	1241	
1974-71	4	All models 122 cid. engine (2000cc)			Bosch	1847V	
1974	4	All models 140 cid. engine (2300cc)			Motorcraft	1243	91243
1974-58	6	All models			Motorcraft	1261	91261
1974-72	6	All models			Bosch	1867	91867
1953-49	8	All models flathead	55, 56, 57		Motorcraft	1283	,
1956-54	8	All models Y block	55, 56		Motorcraft	1282	
1973-60	8	All models	10, 34		Motorcraft	1281D	91281D
1973-60	8	All models	10, 33		Motorcraft	1281DV	91281DV
1974-57	8	All models	8		Motorcraft	1281	91281
1976-74	8	All models	2, 17		Motorcraft	FO-181	9FO-181
1983-77	8	All models	2, 20		Motorcraft	FO-182	9FO-182
<b>Metropolitan</b>							
1955-54	4	540	57	DM2P4	Lucas	LU-241	
1964-55	4	560, 1500	57	DM2P4	Lucas	LU-149	
<b>MG</b>							
1952-46	4	TC, TD	41, 56, 57	DXY4A	Lucas	LU-146	
1952-46	4	TC, TD	37, 42, 56, 57	DXY4A	Lucas	LU-146M	
1962-56	4	MGA	57	DM2P4	Lucas	LU-149	
1962-61	4	Midget	57	DM2P4	Lucas	LU-149	
All	4	MGA twin cam	34, 57	23D4	Lucas	LU-148	
1974-63	4	MGB, Midget	57	25D4	Lucas	LU-142A	
1967	4	Midget	34, 57	23D4	Lucas	LU-148	
All	4	All models		45D4	Lucas	LU-144	
All	4	All models	34	43D4	Lucas	LU-143	
1976-75	4	Midget, MGB	2	45DE4	Lucas	LU-141	9LU-141
1980-77	4	Midget, MGB	2	45DM4	Lucas	LU-147	9LU-147
1969-68	6	MGC		25D6	Lucas	LU-162A	
1976-75	8	MGB V8		35D8	Lucas	LU-181	
<b>Mini</b>							
1971-65	4	Cooper S	34	23D4	Lucas	LU-148	
<b>Mitsubishi</b>							
1989-84	4	2.6L Montero, Pickup	2		Mitsubishi	1944	91944
1988-85	4	1.5L Mirage	2		Mitsubishi	1944	91944
1989-87	4	1.5L Precis	2		Mitsubishi	1944	91944
<b>Morgan</b>							
1959-55	4	Plus Four	57	DM2P4	Lucas	LU-241	
1963-60	4	Plus Four	57	DM2P4	Lucas	LU-149	
1966-63	4	Plus Four	57	25D4	Lucas	LU-142A	
1974-70	8	Plus Eight		35D8	Lucas	LU-181	
<b>Morris</b>							
1962-57	4	Minor 1000	57	DM2P4	Lucas	LU-149	
1974-63	4	All Models		25D4	Lucas	LU-142A	
1975-74	4	All Models		45D4	Lucas	LU-144	
<b>Nissan</b>							
1977	4	F10, 200SX, B-210, 620 Truck, 710			Hitachi	1741	
1967-66	4	411			Hitachi	1741	
1969-66	4	520 Truck, 521 Truck			Hitachi	1741	
1969-68	4	510	8		Hitachi	1741	
1970-67	4	311	8		Hitachi	1741	
1973-71	4	B-110			Hitachi	1741	

Year	Cyl.	Make / Model	Footnotes	Dist. Number	Dist. Make	IGNITOR® Part No.	Ignitor® II Part No.
<b>Nissan (continued)</b>							
1976-74	4	B-210, 610, 620 Truck, 710			Hitachi	1741	
1980-79	4	210 A12 engine			Hitachi	1741	
1973-70	6	240Z	8		Hitachi	1761	
<b>Oldsmobile</b>							
1973-67	4	All models			Bosch	1847V	
1965-64	6	All models V-6	19, 43		Delco	1165	
1974-66	6	All models	16		Delco	1162A	91162A
1955-40	8	All models	16, 55		Delco	1183	<b>NEW</b>
1955-40	8	All models	13, 16		Delco	1187LSCC	
1974-56	8	All models	19		Delco	1181	91181
1974-56	8	All models	13, 19		Delco	1181LSCC	
<b>Opel</b>							
1967-66	4	Kadett			Bosch	1847V	
1972-67	4	Kadett 1.1 Litre			Bosch	1847V	
1974-68	4	GT 1900, Kadett 1.9 Litre			Bosch	1847V	
1968	4	Kadett 1.5 Litre			Bosch	1847V	
1975-72	4	Manta			Bosch	1847V	
1975	4	1900			Bosch	1847V	
<b>Packard</b>							
1955	8	Custom Clipper, 5560, 5580	16, 55	1110854	Delco	1183	<b>NEW</b>
1950-40	8	356 cid. engine	56	IGT-4203	Autolite	1586	
1954-40	8	282, 288, 327 cid. engine	56	ICP-4502B	Autolite	1585	
<b>Pantera</b>							
1972-71	8	All models	5		Motorcraft	1281	91281
1974-72	8	All models	10		Motorcraft	1281D	91281D
<b>Peugeot</b>							
1978-57	4	All Models			Ducellier	EP-141	
1978-57	4	All Models			SEV	SV-142	
<b>Plymouth</b>							
1980	4	1400cc, 1600cc	1		Hitachi	1741	
1981	4	1400cc, 1600cc	5		Hitachi	1741	
1979-76	4	All models			Hitachi	1942	91942
1972-60	6	All models	8		Chrysler	1361A	91361A
1981-73	6	All models	2, 15		Chrysler	CH-161	9CH-161
1955	8	All models	10, 56	IBK, IAZ Series	Autolite	1383	<b>NEW</b>
1958-57	8	All models	10, 56	IBK, IAZ Series	Autolite	1383	<b>NEW</b>
1971-59	8	383, 413, 426, 440 cid. engine (Hemi Included)	10		Auto/Prestolite	1382	
1972-59	8	All models	8		Chrysler	1381A	91381A
1973-68	8	340 six pack engine			Prestolite	1384	
1981-72	8	All models	2, 15		Chrysler	CH-181	9CH-181



For optimum performance, combine our Ignitor or Ignitor II ignition system with a coil engineered for it. Check out our complete line of Flame-Thrower, Flame-Thrower II and Xtreme coils starting on page 46.

### Footnotes

1 Excluding California models	17 Small cap distributor	43 Odd fire engine
2 Factory electronic ignition	19 Mechanical advance at top of shaft	55 Also available in negative 6-volt polarity, add N6 to part number
5 Canadian models only	20 Large cap distributor	56 Also available in positive 6-volt polarity, add P6 to part number
8 Single point distributor	33 Vacuum advance distributor	57 Also available in positive 12-volt polarity, add P12 to part number
10 Dual point distributor	34 Non vacuum advance distributor	
13 Lobe sensor module	37 With asymmetric point cam	
15 Excluding lean burn computer controlled engines	41 Distributor with part number suffix from E-Z	
16 Mechanical advance under breaker plate	42 Distributor with part number suffix from A-D	

IGNITOR  
IGNITOR II

FLAME-THROWER  
DISTRIBUTORS

IGNITION  
BOXES

IGNITION  
COILS

IGNITION  
MODULES

SPARK PLUG  
WIRES

INDUSTRIAL  
DISTRIBUTORS



# Automotive Applications

IGNITOR  
IGNITOR II

FLAME-THROWER  
DISTRIBUTORS

IGNITION  
BOXES

IGNITION  
COILS

IGNITION  
MODULES

SPARK PLUG  
WIRES

INDUSTRIAL  
DISTRIBUTORS

Year	Cyl.	Make / Model	Footnotes	Dist. Number	Dist. Make	IGNITOR <sup>®</sup> Part No.	Ignitor <sup>®</sup> II Part No.
<b>Pontiac</b>							
1963-62	4	All models	16		Delco	1144A	91144A
1974-62	6	All models			Delco	1162A	91162A
1956-55	8	All models	16, 55		Delco	1183	<b>NEW</b>
1956-55	8	All models	13, 16		Delco	1187LSCC	
1974-57	8	All models	19		Delco	1181	91181
1974-57	8	All models	13		Delco	1181LSCC	
<b>Porsche</b>							
1976	4	912E			Bosch	1847V	
1967-55	4	356	55		Bosch	1844	
1967-66	4	912	55	0231129022	Bosch	1844	
1969-68	4	912			Bosch	1843	
1976-70	4	914			Bosch	1847V	
1977-76	4	924		0231170202, 176064	Bosch	1847V	
1968	6	911L, T			Bosch	1863	
1973	6	911, E, S, T models from to May of 1973			Bosch	1867	91867
1977-74	6	911, 911S, Carrera			Bosch	1867	91867
1967-65	6	911, S, T			Bosch	1866	<b>NEW</b>
1971-69	6	911, E, S, T			Bosch	2862	
1973-72	6	911, E, S, T models up to May of 1973			Bosch	1863	
<b>Reliant</b>							
1963-62	4	Sabre	57	DM2P4	Lucas	LU-149	
1966-64	4	Sabre	57	25D4	Lucas	LU-142A	
1965-64	6	Sabre, Scimitar		25D6	Lucas	LU-162A	
<b>Renault</b>							
1977-52	4	All models	55		Bosch	1843	
1977-52	4	All models			Ducellier	EP-141	
1977-52	4	All models	55		SEV	SV-142	
<b>Riley</b>							
1959-56	4	Pathfinder, L29	57	DM2P4	Lucas	LU-149	
1970-63	4	1.5 Ltr. Elf, Saloon	57	25D4	Lucas	LU-142A	
1970-67	4	Kestrel 1100, 1300		25D4	Lucas	LU-142A	
1958-57	6	All models 2.6 Ltr.	57	DM6A	Lucas	LU-165	
<b>Rolls Royce</b>							
1925-24	6	Phantom		D505	Lucas	RR-164	
All	6	All (three lobe point cam)	10, 57	PO-6	Delco	RR-162	9RR-162
All	6	All models	57	PR-6N	Delco	RR-161	
All	8	All models	57	20D8	Lucas	RR-181	
All	8	All models		DR-8N	Delco	RR-182	
<b>Rover</b>							
1953-48	4	Landrover	57	DM2P4	Lucas	LU-241	
1963-56	4	2 litre	57	DM2P4	Lucas	LU-149	
1976-63	4	2 litre	57	25D4	Lucas	LU-142A	
1979-77	4	2 litre		45D4	Lucas	LU-144	
All	4			525232A	Ducellier	EP-142	
1959-52	6	90, 105	57	DM6A	Lucas	LU-165	
1959-55	6	75	57	DM6A	Lucas	LU-165	
1961-59	6	3 Litre	57	DM6A	Lucas	LU-165	
1962-59	6	100	57	DM6A	Lucas	LU-165	
1979-63	6	3 Litre		25D6	Lucas	LU-162A	
<b>Saab</b>							
1972-63	4	Sonet			Bosch	1847V	
1974-70	4	99E, EA, EMS		0231163007, 025	Bosch	1847V	
1974-72	4	Sonet III			Bosch	1847V	
<b>Simca</b>							
1971-55	4	All models			Ducellier	EP-141	
1971-55	4	All models			SEV	SV-141	

# Automotive Applications

Year	Cyl.	Make / Model	Footnotes	Dist. Number	Dist. Make	IGNITOR® Part No.	Ignitor® II Part No.
<b>Singer</b>							
1961-59	4	Gazelle .....	57	DM2P4	Lucas	LU-149	
1963-62	4	Vogue .....	57	25D4	Lucas	LU-142A	
<b>Studebaker</b>							
1966-65	6	194, 230 cid. engine .....			Delco	1162A	91162A
All	6	All models .....	55, 56	IAT-4010	Autolite	1569	
1961-60	8	Lark & Regal .....			Delco	1181	91181
1966-65	8	All models .....			Delco	1181	91181
All	8	All models .....		IBS-4012	Prestolite	1584	
<b>Subaru</b>							
1975	4	DL, GL .....			Hitachi	1741	
1973-69	4	1000, 1100, 1300G .....			Hitachi	1741	
1976-75	4	DL (1400cc) .....			Hitachi	1741	
<b>Sunbeam / Talbot</b>							
1954-53	4	Sunbeam -Talbot 90 .....	57	DM2P4	Lucas	LU-241	
1961-59	4	Sunbeam Alpine, Rapier .....	57	DM2P4	Lucas	LU-149	
1968-66	4	Sunbeam Alpine .....	57	25D4	Lucas	LU-142A	
1973-66	4	Sunbeam Rapier .....		25D4	Lucas	LU-142A	
<b>Toyota</b>							
1971	4	Corolla 1600 .....			Nippondenso	1641	91641
1976-71	4	Corolla 1200 .....			Nippondenso	1641	91641
1972	4	Corona MK II .....			Nippondenso	1641	91641
1974-72	4	Carina, Celica, Corolla 1600, Corona .....			Nippondenso	1641	91641
1976-75	4	Corolla 1600 .....	8		Nippondenso	1641	91641
1977-75	4	Celica, Corona .....			Nippondenso	1641	91641
1974	6	Landcruiser .....	1		Nippondenso	1665	91665
1973-70	6	Landcruiser .....			Nippondenso	1665	91665
<b>Triumph</b>							
1962-55	4	All models .....	57	DM2P4	Lucas	LU-149	
1967-62	4	All models .....	57	25D4	Lucas	LU-142A	
All	4	All models .....		D204, D200	Delco	1149C	
All	4	TR7 Non US cars .....	8, 13, 14	D302-7992715	Delco	1148LSCC	
1976-75	4	Spitfire .....	2	45DE4	Lucas	LU-141	9LU-141
1981-77	4	Spitfire .....	2	45DM4	Lucas	LU-147	9LU-147
1979-75	4	TR7 .....	2	47DM4	Lucas	LU-147	9LU-147
1975-62	6	All models .....		22D6	Lucas	LU-166A	
All	6	All models .....		D204	Delco	1169	
<b>Vanden Plus</b>							
1968-65	4	Princess 1100 .....	57	25D4	Lucas	LU-142A	
1972-68	4	Princess 1300 .....		25D4	Lucas	LU-142A	
1975	4	Princess 1500 .....		45D4	Lucas	LU-144	
1963-61	6	3 Litre, 4 Litre .....		DM6	Lucas	LU-165	
1968-65	6	4 Litre .....		25D6	Lucas	LU-162A	
<b>Vauxhall</b>							
1979-77	4	1300cc, 1600cc, 2000cc Cavalier .....			Bosch	1847V	



For optimum performance, combine our Ignitor or Ignitor II ignition system with a coil engineered for it. Check out our complete line of Flame-Thrower, Flame-Thrower II and Xtreme coils starting on page 46.

## Footnotes

1 Excluding California models	14 Overseas models only	57 Also available in positive 12-volt polarity, add P12 to part number
2 Factory electronic ignition	16 Mechanical advance under breaker plate	
8 Single point distributor	19 Mechanical advance at top of shaft	
10 Dual point distributor	55 Also available in negative 6-volt polarity, add N6 to part number	
13 Lobe sensor module	56 Also available in positive 6-volt polarity, add P6 to part number	

IGNITOR  
IGNITOR II

FLAME-THROWER  
DISTRIBUTORS

IGNITION  
BOXES

IGNITION  
COILS

IGNITION  
MODULES

SPARK PLUG  
WIRES

INDUSTRIAL  
DISTRIBUTORS

IGNITOR  
IGNITOR II

FLAME-THROWER  
DISTRIBUTORS

IGNITION  
BOXES

IGNITION  
COILS

IGNITION  
MODULES

SPARK PLUG  
WIRES

INDUSTRIAL  
DISTRIBUTORS

Year	Cyl.	Make / Model	Footnotes	Dist. Number	Dist. Make	IGNITOR Part No.	Ignitor II Part No.
<b>Volkswagen</b>							
1963-60	4	Bus (Type II)	20, 55	ZV/PAU 4 R2	Bosch	1845	<i>NEW</i>
1964-61	4	Type I	20, 55	ZV/PAU 4 R2	Bosch	1845	<i>NEW</i>
1967-64	4	Bus (Type II)	55		Bosch	1849	
1967-65	4	Beetle, Karmann Ghia (Type I)	55		Bosch	1849	
1967-66	4	Squareback, Fastback (Type III)	55		Bosch	1849	
1973-68	4	Squareback, Fastback (Type III)			Bosch	1847V	
1979-68	4	Beetle, Karmann Ghia (Type I)			Bosch	1847V	
1973-71	4	411 (Type IV)			Bosch	1847V	
1978-71	4	Bus (Type II)			Bosch	1847V	
1974	4	412 (Type IV)			Bosch	1847V	
1975-73	4	The Thing			Bosch	1847V	
1979	4	Bus (Type II)	1		Bosch	1847V	
1980	4	Dasher, Jetta, Rabbit, Scirocco	1		Bosch	1847V	
1979-75	4	Dasher, Rabbit, Scirocco			Bosch	1847V	
1983-80	4	Vanagon	1		Bosch	1847V	
All	4	Aftermarket 009, 050 distributor			Bosch	1847A	91847A
<b>Volvo</b>							
1968-66	4	122 Series			Bosch	2844	
1968-66	4	1800S			Bosch	2844	
1968-67	4	140 Series			Bosch	2844	
1973-69	4	1800 Series			Bosch	1847V	
1974-69	4	140 Series			Bosch	1847V	
1983-82	4	240 Series	5		Bosch	1847V	
<b>Wolseley</b>							
1973-58	4	All Models	57	25D4	Lucas	LU-142A	
1975-74	4	All Models		45D4	Lucas	LU-144	
1963-56	6	All Models		DM6	Lucas	LU-165	
1968-64	6	6/110		25D6	Lucas	LU-162A	

## Applications for Aftermarket Distributors

If you're not getting the performance out of your "brand name" points or electronic distributor, chances are that Pertronix makes a replacement Ignitor or Ignitor II kit that will improve reliability and increase your ignition performance.



Distributor Type	Cyl.	Rotation	Footnotes	IGNITOR Part No.	Ignitor II Part No.
<b>Accel</b>					
34000 Series	8	CW		AC-181	9AC-181
34000 Series	8	CW	33	AC-181V	9AC-181V
37000 Series	8	CW		AC-182	
37000 Series	8	CCW		AC-183	<i>NEW</i>
<b>Bosch</b>					
009, 050 distributor	4			1847A	91847A
<b>Mallory</b>					
23, 24, YD, YL series distributors non vacuum	4	Both	44	ML-141	9ML-141
23, 24, YD, YL series distributors non vacuum	6	Both	44	ML-161	9ML-161
25, 26, YD, YL series distributors non vacuum	8	Both	44	ML-181	9ML-181
27 Series	8	Both	10	ML-186A	9ML-186A
37, 38, YLU Series Unilite	8	Both	44	ML-183	9ML-183
47 Series Unilite	8	CW	44	ML-184	9ML-184
47 Series Unilite	8	CCW	44	ML-185	9ML-185
YC Series (Rev-pol and Double Life)	8	Both		ML-187A	9ML-187A